

# The 5G's (End Game) Trap Will Soon Be Activated!

## Part 2



We ended Part 1 with my mention of Synthetic Biology and that I would pick up with what Synthetic Biology is and what applications it can be used for. This term is largely unknown to the man on the street. Once the human genome was mapped at the end of the 20<sup>th</sup> century, the science was making major Segway advances.

Synthetic biology is a combination of biology and different branches of engineering, such as electrical, mathematical, mechanical, and computer, providing a greater ability of understanding and manipulation of the biological systems or creation of novel life forms. As in engineering the smaller parts are assembled to form circuits, networks, machines, and complex machinery, or networks are disassembled; similar concept is applied in synthetic biology where bottom-up and top-down approaches are practiced for novel applications. Synthetic biology intends to reconstruct novel artificial biological systems, which can maintain the integrative complexity of central dogma in a rational and translational manner for the efficient production of desired biomolecules beneficial to the society. The integration of knowledge from several foundational scientific fields leads to rational designing of the novel biological networks comprising modified or synthetic intrinsic control systems having appropriate extrinsic signaling interactions with biotic and abiotic factors. Development of novel molecular biology tools and their effectiveness in different combinations empower synthetic biology to rewire the endogenous genetic circuit or integrate the synthetic gene circuit with the endogenous circuit or completely replace the endogenous circuit with the synthetic circuit,

reconstructing the autonomous cellular systems for biomedical and biotechnological applications. The building of novel genetic architectures achieves control over the dynamic gene expression regulation system and executes novel cellular functions. By integration of the expertise from interdisciplinary fields, synthetic biology approaches are capable of addressing the unpredictable challenges associated with the intricate complexity of cellular systems. Synthetic biology has inspired researches to bioengineer biological systems to perform specific tasks in the area of therapeutics, diagnostics, and bio manufacturing of high-value biomolecules. Granted this is very high tech!

**It is created on a computer screen, using CRISPR-Cas9 gene editing technology; no longer is gene editing required to be done through recombinated DNA. A virus can be reproduced as thousands of different mutations if so desired.** This is why the current Covid-19 re-infections are being classified by such terms as “long covid” or “rebounding” as a distraction and to cause confusion. We have been hearing and seeing these terms for months now and given these labels as a means to obfuscate the fact they are nothing more than man-made created “variants” of this “bioweapon” they received initially or as additional vaxx “boosters”. Once a person has received one of the “Gene” therapy shots or “boosters” they have been activated to the spike Protein (PEG) which once inside the body continues to replicate itself throughout the entire body. They are called “operating systems” by their creators Pfizer and Moderna.

I recently made a breakthrough watching a video titled: GRAPHENE: BUILDING THE PERFECT BEAST. There is an Anthony Patch segment which presented the case which I have talked about in Part 1 concerning the concept of adding the third strand DNA. Almost immediately when one is vaxxed they are transcribed by the transcription process of their DNA, which then makes their mRNA a Retro-virus by definition. **The December, 2020 issue of Anthony Patch’ ‘Entangled’ magazine goes into the details of how 18 fragments of the HIV1 Genome and 4 fragments of SARS-CoV2 were inserted into a coronavirus to create a Retro-virus (bioweapon) with enhanced toxicity and lethality. Furthermore all of this was confirmed by the late Dr. Luc Montagnier, recipient of the Nobel Peace Prize for his discovery of the HIV virus that allegedly caused AIDS.**

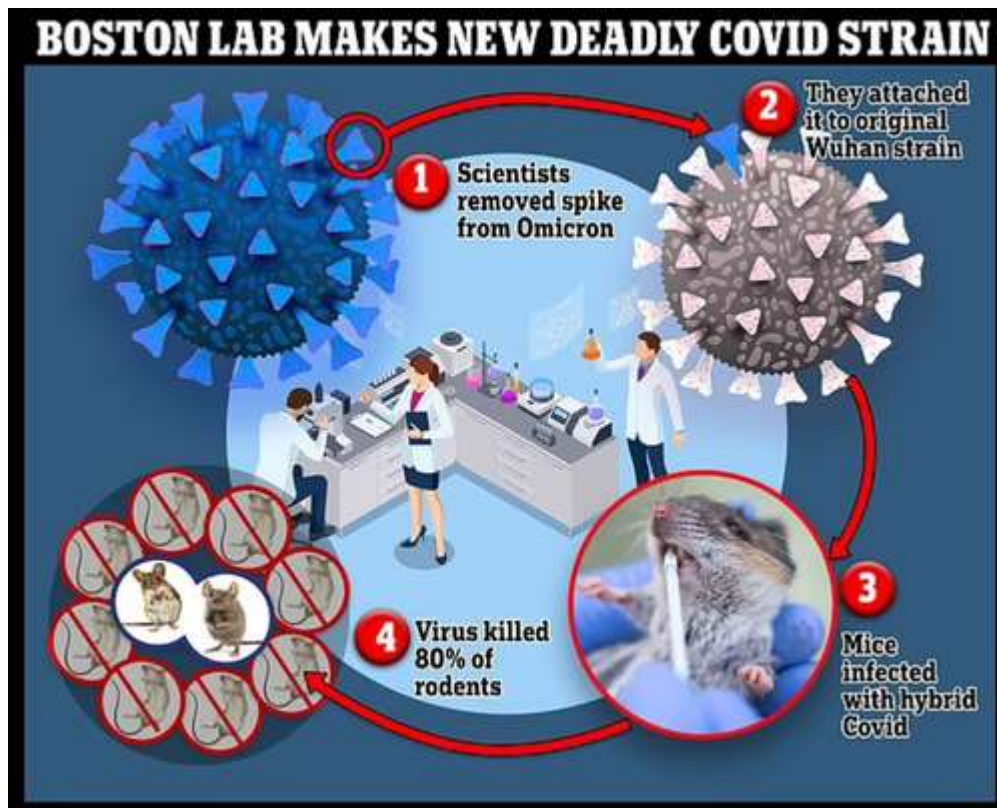
Those vaxxed become akin to the Zombie Apocalypse. Attorney Todd Callendar addresses this issue of the Zombie Apocalypse later in this article. Over the past year, numerous reports were posted on the Internet on people who were found to be vaxxed with Graphene Oxide. Graphene Oxide is the main ingredient in the DARPA patented hydrogels. It is these hydrogels that are found in the Covid injections, the PCR test swabs, and the face masks. A conductive hydrogel is a polymer like material that has substantial qualities and applications.

Explaining my breakthrough understanding remains difficult to explain as a retired pastor. I once put synthetic oil in my cars, and have handled synthetic fabrics, but for months I have been struggling with this term “synthetic biology”. **The central point is synthetic biology is made on a computer. The core medium of sharing is through 5G wireless energy and the CRISPR-Cas9 “gene” editing technology.** It can be transmitted anywhere in the world through the Internet to any location wireless energy is accessible,

and with **5G** that virtually means everywhere. If you are a skeptic, read the next couple paragraphs about where we are when it comes to “synthetic biology!”

[Tyler Durden](#) of “Zero Watch” posted an article on October 17, 2022 an article about researchers at Boston University have created a new strain of Covid-19 that has an **80% kill rate in humanized mice**. In an effort to research what makes Omicron so transmissible - **and funded in part by grants from the NIH and Anthony Fauci's NIAID**, the researchers cobbled the Omicron spike protein to the original strain of Covid-19. The resulting virus was **five times more infectious than Omicron**.

*"The Omicron spike (S) protein, with an unusually large number of mutations, is considered the major driver of these phenotypes. **We generated chimeric recombinant SARS-CoV-2 encoding the S gene of Omicron in the backbone of an ancestral SARS-CoV-2 isolate** and compared this virus with the naturally circulating Omicron variant,"* reads the pre-print. This is a huge admission of what can and is being done in research labs around the world.



DARPA has openly bragged on Twitter that Moderna’s mRNA vaccine technology, and by extension Moderna’s Covid vaccine, was a product of their ADEPT program.

The introduction of foreign nucleic acids – RNA or DNA – into the body to generate foreign proteins is, by definition, “gene” therapy, regardless of whether or not the subject’s own genes are changed by it.

Cationic lipids, like the lipid nano-particles used in mRNA vaccines, are capable of transfecting basically any type of cell with instructions to make proteins. If the immune system catches a cell producing non-human proteins, some seriously bad things will happen to that cell.

There has been a major push for the adoption of nucleic acid vaccine tech in prior years, largely hidden from the public eye. In order to begin tracing it out, one must simply perform date range searches for the years prior to 2020, for nucleic acid vaccines. **The cheerleaders of this technology immediately reveal themselves; and they are all looking for technology that is easy, rapid, and cost-effective for development and manufacture.**

Naturally, the military would be interested in this technology for quickly vaccinating large populations of people against bioweapons ahead of pandemic spread, because it offers the potential for rapid development and deployment of countermeasures in a wartime scenario with equally rapid-developed bioweapons being flung all over the place. This is where DARPA's ADEPT comes into this picture.

DARPA openly bragged on Twitter that Moderna's mRNA vaccine technology, and by extension Moderna's Covid vaccine, was a product of ADEPT. As Stat News reported:

*"A review of dozens of patent applications found [Moderna] received approximately \$20 million from the federal government in grants several years ago and the funds "likely" led to the creation of its vaccine technology. This was used to develop vaccines to combat different viruses, such as Zika and, later, the virus that causes Covid-19."* This technology is a "double-edge" sword in the hands of a government who wants to reduce its population in order to meet the goals of Agenda 21 where 190 countries signed onto the Egyptian protocol to institute measures to reduce their population. Both China and the U.S. were signatories to the "Depopulation" agenda The "Deagel Report" CIA web site called for a reduction in the U.S. population by 260 million people by 2025. The "Deagel Report" site removed this part from there web site a year ago but it was "screen-saved" and preserved by other web pages.

Corporate media, with few exceptions, are largely silent on this matter. The reason you have been kept in the dark is because you are the target of a globe-spanning military operation, with population reduction, mass surveillance, tyrannical control of people's movements, and the destruction of human autonomy through implanted technology as its end goal.

Related: [The real reason Moderna is suing Pfizer – Moderna helped create Covid-19 & patented "Virus" in 2013; allowing Moderna to develop a Covid Vaccine before world knew Covid-19 even existed](#)

In case you have not been able to extrapolate this information, we are reading and hearing about more variants than ever, you need to get the message that our government is able to generate, or manufacture an endless number of variants,



intended to scare the public into submitting to the “gene” therapy induced vaccines.

We know with absolute certainty that HIV1, SARS-CoV2, and other so-called viruses were “MAN MADE” in a lab. This technology is unlimited in what they can create to infect any life-form. This has all the potential of what we would call an “Extinction Level Event” plan.

I have over 70,000 documents, reports, studies, and videos stored on my computer and since the fall of 2019, I began saving virtually everything related to the so-called Pandemic following the World Military Games held in Wuhan, China. For 85 weeks, I posted a weekly series on “*Mass Murder*” documenting the many insights we were given by professionals, medical, health, scientific on this so-called alleged virus, and I say alleged as it was nothing more than a “bioweapon”. Those behind it used different strains of flu virus, weaponized them by inserting elements of HIV1, HIV2, SARS-CoV2, through the use of what is referred to as “*Gain-of-Function*”, which made it more potent as a bioweapon created with CRISPR-Cas9.

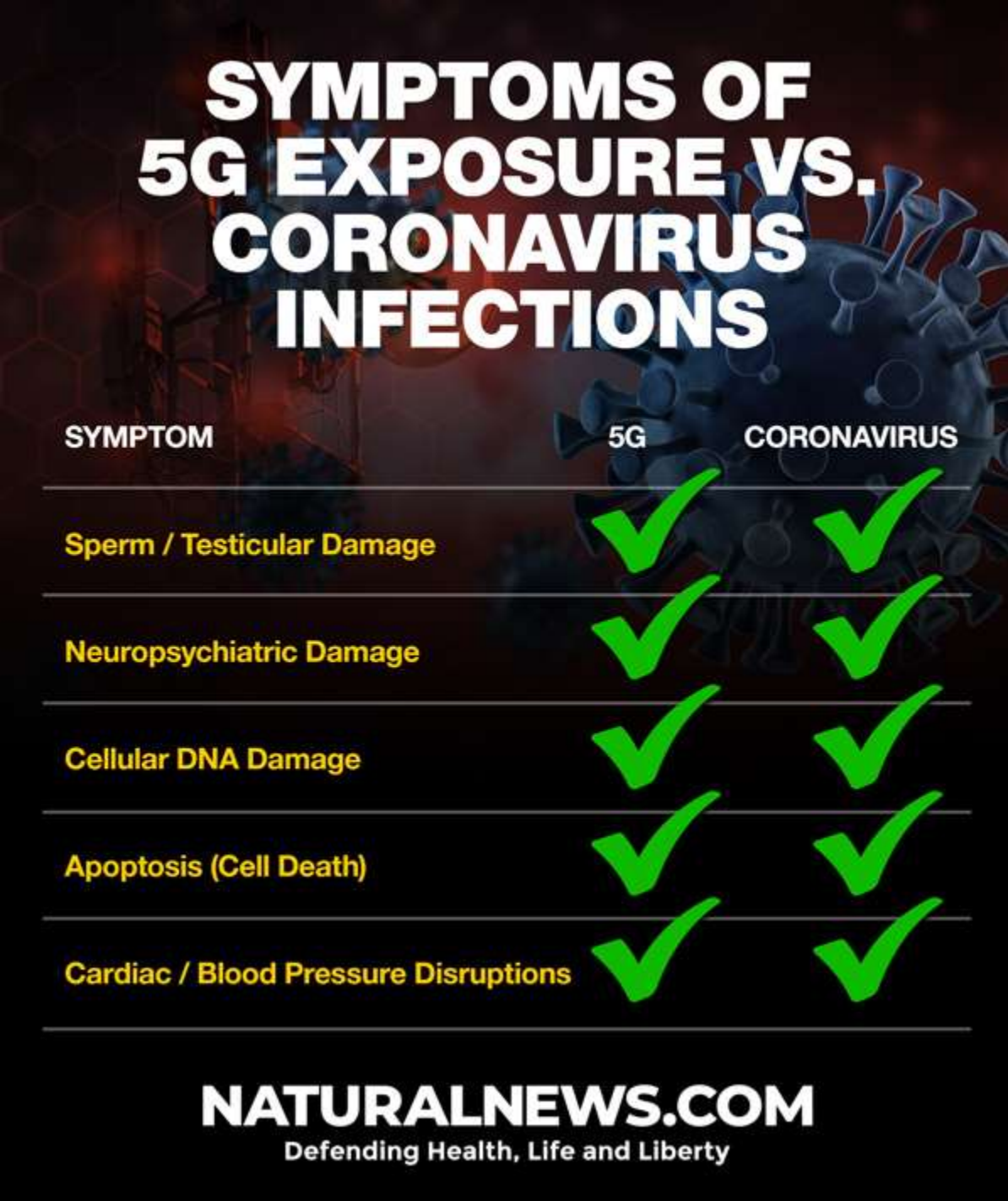
Where this genetic-engineering differs is that it was created on a computer screen and not always in a laboratory setting. It was done world-wide in client state nations which enabled the virus to be released world-wide simultaneously. 5G wireless energy was the instrument used to distribute it since 5G mimics the symptoms of the designated Covid-19. The U.S. government was exposed for running some 40 bioweapons labs in the Ukraine alone earlier this year.

How do scientists obtain working samples of all these pathogens? In my research I found that there are Genome biolabs, where genetic researchers can order up samples of every known pathogens in the world. If you have ever planted a garden and ordered “seed” packets from Burpee Seed Co., or bought plant seeds from Walmart, or Home Depot, there exist Genome biolabs that provide research scientists around the world with samples for their experimental work such as the above mentioned Boston University report of having created a more lethal Covid virus.

Every living entity, insect, animal, plant, tree, species, has a DNA Genome, and each is digital, meaning it can be copied like Kinko’s color copier. This is where synthetic biology comes into the picture and how creating a virus on a computer screen becomes possible. When Covid-19 was declared a pandemic by the World Health Organization on March 10/11<sup>th</sup> of 2020, it was based upon a single case being reported in three different countries at the same time! The alleged virus did not go around the world via an infected passenger on a United Air Lines Boeing 757 jetliner! It was dispatched by the convenience of the Internet and computer terminals around the world.

The WHO wanted the world to believe what Dr. Anthony Fauci and Dr. Deborah Birx was reading from the script, that this was a novel rogue virus likely to have come from bats sold at a Wuhan, China outdoor market. It sounded persuasive but the science does not support viruses jumping species from animal-to-human. Avian or pig viruses first must be gene-engineered through an intermediary cell line first before infecting

humans. When this occurs, the virus leaves a signature of what animal species served as the cell-line used in the lab process of making it into a vaccine. As stated above, Covid-19 was not a virus, it was a Retro-virus for a different purpose.



SYMPTOM	5G	CORONAVIRUS
Sperm / Testicular Damage	✓	✓
Neuropsychiatric Damage	✓	✓
Cellular DNA Damage	✓	✓
Apoptosis (Cell Death)	✓	✓
Cardiac / Blood Pressure Disruptions	✓	✓

**NATURALNEWS.COM**  
Defending Health, Life and Liberty

#### Nucleic Acid Vaccines

A nucleic acid vaccine is a vaccine that uses gene delivery methods, such as lipid nanoparticles or viral vectors, to deliver some quantity of either DNA or RNA into a cell. The

cell's own machinery, in the form of RNA polymerases and ribosomes, uses these nucleic acids as instructions to synthesize proteins. In the case of a nucleic acid vaccine, the protein in question is usually one of the structural proteins of a virus, with the aim of generating an antibody response against that specific protein, but this isn't the only type of product that nucleic acid transfection can produce. **Gene transfection into cells can, in fact, make those cells produce any kind of protein, with the right instructions, including monoclonal antibodies, designer receptors, anything imaginable.**

In the case of the Covid-19 vaccines, the media and the medical establishment tried getting around this by arguing that since the vaccines did not change the recipient's DNA that meant that they weren't gene therapy. **The introduction of foreign nucleic acids into the body to generate foreign proteins is, by definition, gene therapy,** regardless of whether or not the subject's own genes are changed by it. DNA and RNA are genetic material, and if the immune system catches a cell producing non-human proteins, some **seriously bad things will happen to that cell**.

Unlike a virus – which only binds to specific host factors expressed by specific cell lines and is endocytosed in those specific cells – cationic lipids, like the lipid nanoparticles (“LNPs”) used in mRNA vaccines, are capable of transfecting basically any type of cell with instructions to make proteins. LNPs were investigated for many years as a means of delivering Alzheimer's drugs to the brain because they **readily bypass the blood-brain barrier**.

When the thing being delivered is a toxin, like SARS-CoV-2 Spike, however, there are serious consequences.

#### **MDPI – A Case Report: Multifocal Necrotizing Encephalitis and Myocarditis after BNT162b2 mRNA Vaccination against Covid-19:**

The current report presents the case of a 76-year-old man with Parkinson's disease (PD) who died three weeks after receiving his third Covid-19 vaccination.

The patient was first vaccinated in May 2021 with the ChAdOx1 nCov-19 vector [AstraZeneca] vaccine, followed by two doses of the BNT162b2 mRNA [Pfizer-BioNTech] vaccine in July and December 2021.

The family of the deceased requested an autopsy due to ambiguous clinical signs before death. (PD) was confirmed by post-mortem examinations. Furthermore, signs of aspiration pneumonia and systemic arteriosclerosis were evident. However, histopathological analyses of the brain uncovered previously unsuspected findings, including acute vasculitis (predominantly lymphocytic) as well as multifocal necrotizing encephalitis of unknown etiology with pronounced inflammation including glial and lymphocytic reaction. In the heart, signs of chronic cardiomyopathy as well as mild acute lympho-histiocytic myocarditis and vasculitis were present.

Although there was no history of Covid-19 for this patient, immune-histochemistry for SARS-CoV-2 antigens (spike and nucleocapsid proteins) was performed.

Surprisingly, **only spike protein** but no nucleocapsid protein **could be detected within** the foci of inflammation in both **the brain and the heart**, particularly in the endothelial cells of small blood vessels.

Since no nucleocapsid protein could be detected, **the presence of spike protein must be ascribed to vaccination** rather than to viral infection. **The findings corroborate previous reports of encephalitis and myocarditis caused by gene-based Covid-19 vaccines.**

There has been a major push for the adoption of nucleic acid vaccine tech in prior years, largely hidden from the public eye. In order to begin tracing it out, one must simply perform date range searches for the years prior to 2020, for nucleic acid vaccines. The cheerleaders of this technology immediately revealed themselves.

### **Easy, Rapid, Cost-Effective Development and Manufacture**

#### Nature – mRNA vaccines — a new era in vaccinology:

mRNA vaccines represent a promising alternative to conventional vaccine approaches because of their high potency, **capacity for rapid development and potential for low-cost manufacture** and safe administration. However, their application has until recently been restricted by the instability and inefficient *in vivo* delivery of mRNA.

Recent technological advances have now largely overcome these issues, and multiple mRNA vaccine platforms against infectious diseases and several types of cancer have demonstrated encouraging results in both animal models and humans. This Review provides a detailed overview of mRNA vaccines and considers future directions and challenges in advancing this promising vaccine platform to widespread therapeutic use.

#### Frontiers – Advances in mRNA Vaccines for Infectious Diseases:

During the last two decades, there has been broad interest in RNA-based technologies for the development of prophylactic and therapeutic vaccines.

Preclinical and clinical trials have shown that mRNA vaccines provide a safe and long-lasting immune response in animal models and humans. In this review, we summarize current research progress on mRNA vaccines, which have the **potential to be quick-manufactured** and to become powerful tools against infectious disease and we highlight the bright future of their design and applications.

#### International Journal of Nanomedicine – Development of nucleic acid vaccines: use of self-amplifying RNA in lipid nanoparticles:

Self-amplifying RNA or RNA replicon is a form of nucleic acid-based vaccine derived from either positive-strand or negative-strand RNA viruses. The gene sequences encoding structural proteins in these RNA viruses are replaced by mRNA encoding antigens of interest as well as by RNA polymerase for replication and transcription. This kind of vaccine has been successfully assayed with many different antigens as vaccine candidates, and has been shown to be potent in several animal species, including mice, nonhuman primates, and humans.



A key challenge to realizing the broad potential of self-amplifying vaccines is the need for safe and effective delivery methods. Ideally, an RNA nano-carrier should provide protection from blood nucleases and extended blood circulation, which ultimately would increase the possibility of reaching the target tissue.

The delivery system must then be internalized by the target cell and, upon receptor-mediated endocytosis, must be able to escape from the endosomal compartment into the cell cytoplasm, where the RNA machinery is located, while avoiding degradation by lysosomal enzymes. Further, delivery systems for systemic administration ought to be well tolerated upon administration. They should be safe, enabling the multi-administration treatment modalities required for improved clinical outcomes and, from a developmental point of view, **production of large batches** with reproducible specifications is also desirable.

In this review, the concept of self-amplifying RNA vaccines and the most promising lipid-based delivery systems are discussed.

#### [Nature Gene Therapy – The promise of nucleic acid vaccines:](#)

Establishing the effective use of ‘naked’ nucleic acids as vaccines would undoubtedly be one of the most important advances in the history of vaccinology.

While nucleic acids show much promise for use as vaccine vectors in experimental animals, not a single naked nucleic acid vector has been approved for use in humans. Indeed, data from human clinical trials is scant: nucleic acid vaccines have not been clearly demonstrated to have any convincing efficacy in the prevention or treatment of infectious disease or cancer.

Here we illustrate possible mechanisms underlying effective nucleic acid vaccination. We focus on progress that has been made in the improvement of their function. Additionally, we identify promising new strategies and try to forecast future developments that could lead to the real success of nucleic acid vaccines in the prevention and treatment of human disease.

#### [Cell Press Molecular Therapy – Self-Amplifying RNA Vaccines Give Equivalent Protection against Influenza to mRNA Vaccines but at Much Lower Doses:](#)

New vaccine platforms are needed **to address the time gap between pathogen emergence and vaccine licensure**. RNA-based vaccines are an attractive candidate for this role: they are safe, are produced cell free, and can be rapidly generated in response to pathogen emergence.

Two RNA vaccine platforms are available: synthetic mRNA molecules encoding only the antigen of interest and self-amplifying RNA (sa-RNA). sa-RNA is virally derived and encodes both the antigen of interest and proteins enabling RNA vaccine replication. Both platforms have been shown to induce an immune response, but it is not clear which approach is optimal.

In the current studies, we compared synthetic mRNA and sa-RNA expressing influenza virus hemagglutinin. Both platforms were protective, but equivalent levels of protection were achieved using 1.25 µg sa-RNA compared to 80 µg mRNA (64-fold less material). Having determined that sa-RNA was more effective than mRNA, we tested hemagglutinin from three strains of influenza H1N1, H3N2 (X31), and B (Massachusetts) as sa-RNA vaccines, and all protected against challenge infection. When sa-RNA was combined in a trivalent formulation, it protected against sequential H1N1 and H3N2 challenges. From this we conclude that sa-RNA is a promising platform for vaccines against viral diseases.

Again and again, the same properties are touted; easy, rapid, cost-effective development and manufacture. Plug in a gene sequence for the targeted antigen and away you go.

Naturally, the military would be interested in this technology for quickly vaccinating large populations of people against bioweapons ahead of pandemic spread, because it offers the potential for rapid development and deployment of countermeasures in a wartime scenario with equally rapid-developed bioweapons being flung all over the place. But contrary to what we have read and quoted, the evidence continues to build that it is being used against the citizens of many countries as an easy, rapid, cost-effective to genocide its people!

#### **ADEPT: PROTECT**

ADEPT is a Defense Advanced Research Projects Agency (“DARPA”) program that began in 2012. The acronym stands for Autonomous Diagnostics to Enable Prevention and Therapeutics. PROTECT is a sub-program of ADEPT, and it stands for Prophylactic Options to Environmental and Contagious Threats.

It really was a spark of genius by someone to have called it Covid-19 to hide the real cause being that of **5G** wireless EMF/EMR toxic energy. I own 2 **5G** EMF Tri-field meters and my favorite is the LATNEX AF-5000. It can read readings up to 10-GHz. Meters capable of monitoring the 18-GHz range appear to be hard to find and are beyond my financial means. The major path of wireless energy inside the home is the Wi-Fi router, and it does not have to be a **5G** router, they are compatible in certain ways. My router gives off readings as high as our microwave oven in the kitchen!

As attorney Todd Callendar in his testimony later in Part 3 explains the End Game process; it will be the 18-GHz frequency that will be the band used to activate the already vaxxed. It will be beamed for three one-minute blasts separated by a short space of time. When that happens, the nano-particles of the injected will heat up and boil before rupturing and releasing the pathogens into each individual's mRNA cell. Todd mentions at least three different pathogens were pre-loaded into the “gene” therapy shots – HIV1, Marburg, and E-coli. There may be others as well, it depends largely on what is their strategy. Ebola has been breaking out again in Nigeria. We have learned from various sources that as many as 40-50% received the harmless Saline-solution placebo, such as the likes of Dr. Anthony Fauci, Albert Bourla, CEO of

Pfizer, etc. have received in the deception process to fool the public.

# Exposure to 5G waves leads to .... " flu-like symptoms."

## Symptoms of Microwave Illness

<https://www.microwavedvets.com>

Headaches	Difficulty Concentrating	Tinnitus
Dizziness	Memory Loss	Hearing Loss
Nausea	Brain Damage	Irregular Sleep Pattern
Skin Rash	Mood Disorder	Insomnia
Itchy Skin	Personality Disorder	Chronic Fatigue
Burning Skin Sensation	Increased Irritability	Deteriorating Vision
Tingling Sensation	Decreasing Trust in People	Pressure In/behind eyes
Tremors	Depression	Eye Damage
Muscle Spasms	Anxiety	Cataracts
Muscle and Joint Pain	ADHD/ADD	Immune Abnormalities
Restless Leg Syndrome	Digestive Issues	Altered Sugar Metabolism
Foot Issues	Abdominal Pain	Asthma Attacks
Low/High Pressure	Enlarged Thyroid	Bronchitis
Facial Flushing	Hair Loss	Pneumonia
Dehydration	Testicular/Ovarian Pain Low	Inflamed Sinuses
Body Metals Redistribution	Sperm Motility	Chest Pain/Pressure
Leukemia	Miscarriage	Heart Arrhythmia
Lymphoma	Electromagnetic Sensitivity	Heart Palpitations

**Triple-vaccinated individuals more likely to get COVID-19 than the unvaccinated, reports insurance company!**

In this report from a few days ago on 10/14/2022 we are seeing a back lash issue for a major insurance company and health provider.

President Joe Biden last year reprimanded Americans who did not want to get the Wuhan coronavirus (COVID-19) vaccines, saying they were to blame for a *"pandemic of the unvaccinated."* However, research data from around the world has proven that his claims are totally false.

Kaiser Permanente (KP), a well-known insurance company and healthcare provider, has commissioned a study to evaluate the effectiveness of the COVID-19 mRNA vaccine against the dominant omicron subvariants.

The KP study revealed that [those who are triple-vaccinated are more likely to be infected with COVID-19](#). Shockingly, or maybe not, they were also more likely to suffer severe illness and die from coronavirus.

According to [a report by investigative journalist Daniel Horowitz](#), one chart on page 30 of the KP preprint study found that vaccine efficacy against the omicron sub-variants dropped significantly 14 to 30 days after vaccination.

The efficacy continues to fall in the following months until it reaches negative territory after five months. This suggests that the recipients are more likely to get coronavirus than the unvaccinated.

Additionally, the study results indicate that triple-vaccinated individuals are at greater risk of getting COVID-19 after five months than those who only received two vaccine doses. (Related: [Study finds 84% increase in incidence of cardiac-related DEATH among men under 40 following mRNA vaccination.](#))

Horowitz, who has reported on the negative efficacy of the coronavirus vaccine for the past year, added that it's possible that the vaccines *"prime the body to respond with a version of the virus that has long since changed, thereby making the natural immune response misfire."*

Those who support COVID-19 vaccine mandates claim that this is the reason for the new bivalent shot for the BA.5 omicron variant that was approved after it was studied in only eight mice and no human volunteers, said Horowitz. But since a new variant is surging, [the new shot is as irrelevant as the previous ones](#) and may even be counterproductive.

The *Centers for Disease Control and Prevention* (CDC) reported that the new BA.4.6 variant now accounts for at least 13 percent of all COVID-19 cases and is rising sharply. Other variants also continue to spread.

Dr. Meryl Nass, an epidemiologist and internal physician, featured Horowitz's article on her Substack page. Nass wondered if the KP study was conducted because the company was [worried about the excess illness it was seeing](#).

She said Kaiser *"might be willing to do a little truth-telling"* as the company tries to determine *"who is going to pay for this unexpected hit, which presumably did not stop in 2021 but continues apace."*

**Adults who have received mRNA booster shots are twice as likely to be hospitalized**



Meanwhile, the British government data found that adults aged 40 to 74 who have received mRNA booster shots are twice as likely to be hospitalized as those who haven't been boosted.

In June, an analysis of the Pfizer and Moderna COVID-19 vaccine trials by *'British Medical Journal'* Editor Dr. Peter Doshi and other medical experts revealed that people who received the mRNA vaccines were more likely to be in the hospital than get protection *"from a severe adverse event."*

Still, Dr. Anthony Fauci has the gall to show up on "The Late Show with Stephen Colbert" on CBS earlier this October and promote the new bivalent booster with the host.

Fauci and Colbert taped a sketch where they left the studio and walked down the street to a pharmacy after Fauci said during an interview that he was eligible for another booster. While at a Walgreens store, Colbert joked with Fauci as the latter got vaccinated.

Funnily enough, Fauci still tested positive for coronavirus back in June despite already receiving four doses of Pfizer's COVID-19 vaccine. **What is not so funny is the fact that the CDC will conduct hearings this week on mandating these experimental vaxxes to be part of the Schedule of vaccinations of all child/adolescent immunization schedule, COVID-19 vaccines.**

Watch the video below to know more about Carlos Tejada, a *New York Times* writer who [died of a heart attack one day after getting a COVID-19 booster](#).

The Covid scamdemic contains many elements that seemed strange at best at the outset but many researchers added their expertise by sharing these new discoveries, i.e., puzzle pieces if you will, that came together once we began to understand the objective and function as well as connectivity purpose. This was soon revealed when people began to find out they had been vaxxed with Graphene oxide. What did you say?

Graphene oxide (GO) is the oxidized form of graphene. It is a single-atomic-layered material that is formed by the oxidation of graphite which is cheap and readily available. Graphene oxide is easy to process since it is dispersible in water and other solvents. Due to the oxygen in its lattice graphene oxide is not conductive, but it can be reduced to graphene by chemical methods. In recent months of 2022 there has been evidence of widespread heavy chem-trail aerial spraying of graphene oxide.

#### **Graphene oxide can be processed with solution-based methods.**

One of the main advantages of graphene oxide is that it is dispersible to water. This makes it possible to use solution-based processes. The primary method for fabrication of graphene films is chemical vapor deposition (CVD). However, this method requires high-temperatures and relatively long deposition times making it expensive. It also limits

the deposition to substrates that can tolerate high temperatures making deposition on top of polymers difficult.

Solution-based methods include spray, spin, and dip coating as well as Langmuir-Blodgett (LB) depositions. An overview of these methods can be downloaded below.

### **Graphene oxide can be reduced to graphene**

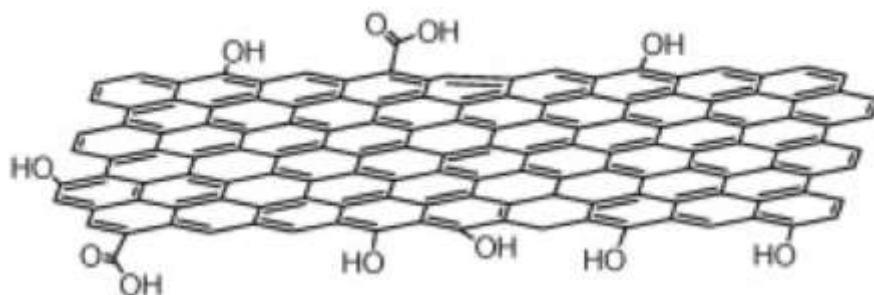
Another benefit of graphene oxide is that it can be reduced to graphene by using chemical, thermal or electrochemical methods. The material produced is called reduced graphene oxide (rGO). The rGO is one of the most obvious solutions to be used when large quantities of graphene are needed for industrial applications such as energy storage. The reduction process is thus vital as it has a large impact on the quality of the rGO produced.

Reducing GO by using chemical reduction is very scalable but unfortunately, the quality of the produced rGO is typically poor. Thermally reducing GO requires temperatures as high 1000 °C or more which damages the structure of the graphene platelets. However, the overall quality of the produced rGO is quite good. Electrochemical methods have been shown to produce very high-quality rGO, almost identical to pristine graphene. However, the method still suffers from scalability issues.

Once reduced graphene oxide has been produced, there are numerous ways that can be used to functionalize it. This will enhance the properties of the rGO film to be used in various applications.

### **How To Remove Graphene Oxide From The Body**

A report written by 'nutritruth.org' was published on October 13, 2022, suggesting the possibility on how to remove Graphene Oxide from the human body. I would be cautious as this information is the first of its kind to suggest it is possible to purge the body of Graphene Oxide. If true, it is a glimmer of hope for those dealing with it.



Graphene oxide, a substance that is poisonous to humans has been found in the Covid 19 “vaccines”, in the water supply, in the air we breathe through chemtrails (geo-engineering), and is even in our food supply.

Graphene oxide interacts and is activated by electromagnetic frequency's (EMF), specifically the broader range of frequencies found in **5G** which can cause even more damage to our health. **Now you know why 5G becomes so important in these**

**crimes against humanity! Global depopulation with man-made pathogens would be impossible without 5G wireless energy, plain and simple.**

**Is this the Mark of the Beast? Consider the evidence:**

- **Its toxic and is killing and maiming people**
- **It alters DNA and classifies humans as a homo borg genesis**
- **Its adds electronic/magnetic properties which utilize graphene in an attempt to blend man with machine (Transhumanism ) human 2.0.**
- **It generates a unique Bluetooth number for each recipient.**
- **It has the potential of being used to control how people transact in commerce.**
- **It has generated world-wide acceptance and compliance**
- **If anyone takes the mark they become property of the patent holder.**

**Anthony Patch, publisher of ‘Entangled’ magazine says it is! I have read his remarks and heard him speak on this such that I do believe his findings are supportive beyond debate that it is the “Mark” of the Beast!**

The symptoms of graphene oxide poisoning and EMF radiation sickness are similar to those symptoms described as Covid. The good news is, according to ‘nutrithruth.org’ now that graphene oxide has been identified as a contaminant, there are ways to remove graphene oxide from our bodies and restore your health. We await the evidence with anticipation.

This is a holistic approach of using several different methods simultaneously for the best effect. Including, specific supplements to degrade the graphene oxide in the body, and controlling EMF’s in the environment to minimize graphene oxide activation. This information comes from several sources and is based on scientific studies. Links are reference below.

I will be keeping an eye on this process that ‘nutrithruth.org’ recently offered. At this point in time there is much more to be learned before putting any hopes in it.

### **UNDERSTANDING GLUTATHIONE.**

Glutathione is a substance made from the amino acids glycine, cysteine, and glutamic acid. It is produced naturally by the liver and involved in many processes in the body, including tissue building and repair, making chemicals and proteins needed in the body, and specifically for the immune system. We have a natural glutathione reserve in our bodies. This is what gives us a strong immune system.

When glutathione levels are high in the body we have no problems and our immune system functions well. But when the amount of graphene oxide in the body exceeds the amount of glutathione, it causes the collapse of the immune system and triggers a cytokine storm. The way that graphene oxide can rapidly grow to exceed glutathione in the body is by electronic excitation. Meaning, EMF’s that bombard the graphene to

oxidize it, which rapidly triggers the disease.

At the age of 65 glutathione levels fall drastically in the body. This can explain why the population most affected by Covid-19 is the elderly. Glutathione levels are also very low in people with pre-existing conditions such as diabetes, obesity, etc. Likewise, glutathione levels are very high in infants, children and athletes. This can explain why Covid-19 has not greatly affected these people. I'm in my mid-80s and have taken a Glutathione supplement for the past eighteen months to keep my immune system at an optimum level to resist the effects of the Covid bioweapon.

Graphene oxide when oxidized or activated by specific EMF frequencies overruns the body's ability to create enough glutathione, which destroys the immune system and causes the illness. In events of illness (such as Covid symptoms and all the "variants") it is necessary to raise glutathione levels in the body in order to cope with the toxin (graphene oxide) that has been introduced or electrically activated through wireless energy.

#### **ICU INTUBATED COVID PATIENTS HEALED WITHIN HOURS WHEN TREATED WITH GLUTATHIONE AND NAC EXAMPLE FROM DR. RICARDO DELGADO**

*"We have seen clinical trials with hundreds of patients who were in the ICU, on a respirator and intubated, practically on the verge of death. With bilateral pneumonias caused by the spread of graphene oxide and subsequent 5G radiation in the lung plaques.*

*Well, this diffuse stain in these patients is symmetrical, which would not happen with a biological agent since it would be rather asymmetrical, as for example when there is a pneumococcal infection, right? Well, in that case a diffuse stain usually appears in one part of the lung, but not in another, not in both symmetrically.*

*So when treated with glutathione via direct intravenous —or even orally as well— or with N-acetylcysteine (NAC) 600 mg or higher doses, people within hours began to recover their oxygen saturation" -Dr. Ricardo Delgado*

<https://www.orwell.city/2021/07/NAC-glutathione.html>

N-acetylcysteine or "NAC" is a supplement that causes the body to produce glutathione, it is known as the precursor to glutathione and causes the body to secrete glutathione endogenously, just as it does when you do sports intensely. N-acetyl cysteine (NAC) comes from the amino acid L-cysteine and is used by the body to build antioxidants. Antioxidants are vitamins, minerals, and other nutrients that protect and repair cells from damage. You can get NAC as a supplement or a prescription drug.

Zinc in combination with NAC are essential antioxidants used to degrade graphene oxide. Dr. Ricardo Delgado states that with these two antioxidants he has personally helped people affected by magnetism after inoculation. This is in people with two doses of Pfizer who have become magnetic and after these supplements they no longer have this symptom.



Other supplements that can be taken to assist in the removal of graphene oxide are: Astaxanthin, Melatonin, Milk Thistle, Quercetin, Vitamin C, and Vitamin D3.

For more information on these supplements for graphene oxide removal please see this link: <https://www.holistichealthonline.info/product/graphene-removal/>

## **UNDERSTANDING THE CONNECTION BETWEEN EMF, 5G, GRAPHENE OXIDE, HYDROGELS AND COVID**

Graphene oxide is activated by electromagnetic frequencies (EMF), specifically the frequencies that are part of the 5G spectrum. All materials have what is known as an electronic absorption band. An absorption band is a range of wavelengths, frequencies or energies in the electromagnetic spectrum which are characteristic of a particular transition from initial to final state in a substance.

This is a specific frequency above which a substance is excited and oxidizes very quickly. Frequencies beamed at human beings that have a buildup of graphene oxide in their body can cause the graphene oxide to multiply very rapidly, breaking the balance of glutathione and causing a cytokine storm in a matter of hours.

Graphene Oxide is the main ingredient in DARPA patented hydrogels. It is these hydrogels that are in the Covid Jabs, the PCR test swabs and the masks. A conductive hydrogel is a polymer like material that has substantial qualities and applications.

They are developing different kinds of conductive hydrogels that are being used in many things, in our food, our water, and injected into our bodies in vaccines. Conductive hydrogels contain nanotech that locks on to your DNA and can be controlled by 5G sensors. They allow for DNA collection and manipulation. Conductive hydrogels allow for tracking and tracing of human beings.

There are THOUSANDS of peer reviewed scientific studies and articles discussing conductive hydrogels. We've put together a short list of some relative studies as backup documentation. [Summary of Hydrogel & Quantum Dot Nanotechnology Characteristics-Click to Download](#)

It is from these studies that we can summarize some of the characteristics of conductive hydrogels.

Characteristics of conductive hydrogels: self-recoverability, electrical conductivity, transparency, freezing resistance, stretching, self-healing, stimuli responsiveness which means IT DOES CERTAIN THINGS WHEN 5G HITS IT (or other frequencies for that matter). I will have more to say further on in this article when I bring into the picture the findings from whistle blowers that have confided in attorney Todd Calendar. His testimony points to a forthcoming day when the 5G system will be activated and begins to kill millions!

We are surrounded in EMF radiation from cellphones, TV's and Wi-Fi. Many areas are also turning on **5G** and there have been investigations done showing the correlation between the **5G** networks and the Covid outbreaks in an area. **To best protect yourself from graphene oxide poisoning and the activation of graphene oxide in your body it is necessary to do several things to limit your EMF exposure.**

Some suggestions on how to do this include: do not live in a city with a lot of towers if you can help it, turn off your Wi-Fi at night and stay away from smart meters and other smart devices if at all possible. Another option is to use EMF protection products such as Orgone energy devices to help transform the EMF radiation to mitigate the harmful effects, and or Shungite energy absorbant carbon molecules.

### **ORGONE ENERGY, EMF PROTECTION AND GRAPHENE OXIDE.**

Since graphene oxide is activated by EMF wireless energy, you want to create a protective barrier in your immediate environment that mitigates the EMF so that it does not activate the graphene oxide. In the 1930's a discovery was made that can be applied today to help with EMF protection.

During a series of experiments, the late Dr. Wilhelm Reich discovered that living samples placed within containers made from alternating layers of steel and non-conductive organic material were able to harness healthy 'cosmic energy' from the environment. He called this energy 'Orgone'. These Orgone accumulators had the ability to preserve blood samples for longer periods of time, sprout healthier plant seedlings and provide pain relief for his patients who sat inside them.

Today, instead of using sheets of steel and plastic we use composites made from a blend of; iron oxide, steel, brass, Shungite and crystal powders encased in epoxy resin. The end result is a harmonizer that is able to transform the harmful wireless fields from; cell towers, smart meters, smartphones, internet router and your television, into more beneficial energy for you and your plants and pets.

The effects of this scientific phenomenon were replicated and well documented in studies done by the University of Pennsylvania and the Heraclitus Microscopic research laboratory.

### **STRIKING RESEMBLANCE OF REICH BLOOD TEST TO RECENT GRAPHENE OXIDE EMF BLOOD SAMPLES.**

The most striking study in light of recent discoveries of graphene oxide can be found in the "Reich Blood Test" performed by the Heraclitus Microscopic Research Laboratory. In this test, they show the effectiveness that Orgone energy has on the blood. They took two blood samples and put one in a control box and the other in an Orgone energy box. Over time they took microscopic photos of the blood samples and witnessed that the Orgone energy sample was able to maintain its life force for a longer period of time. (it was like the fountain of youth for blood)

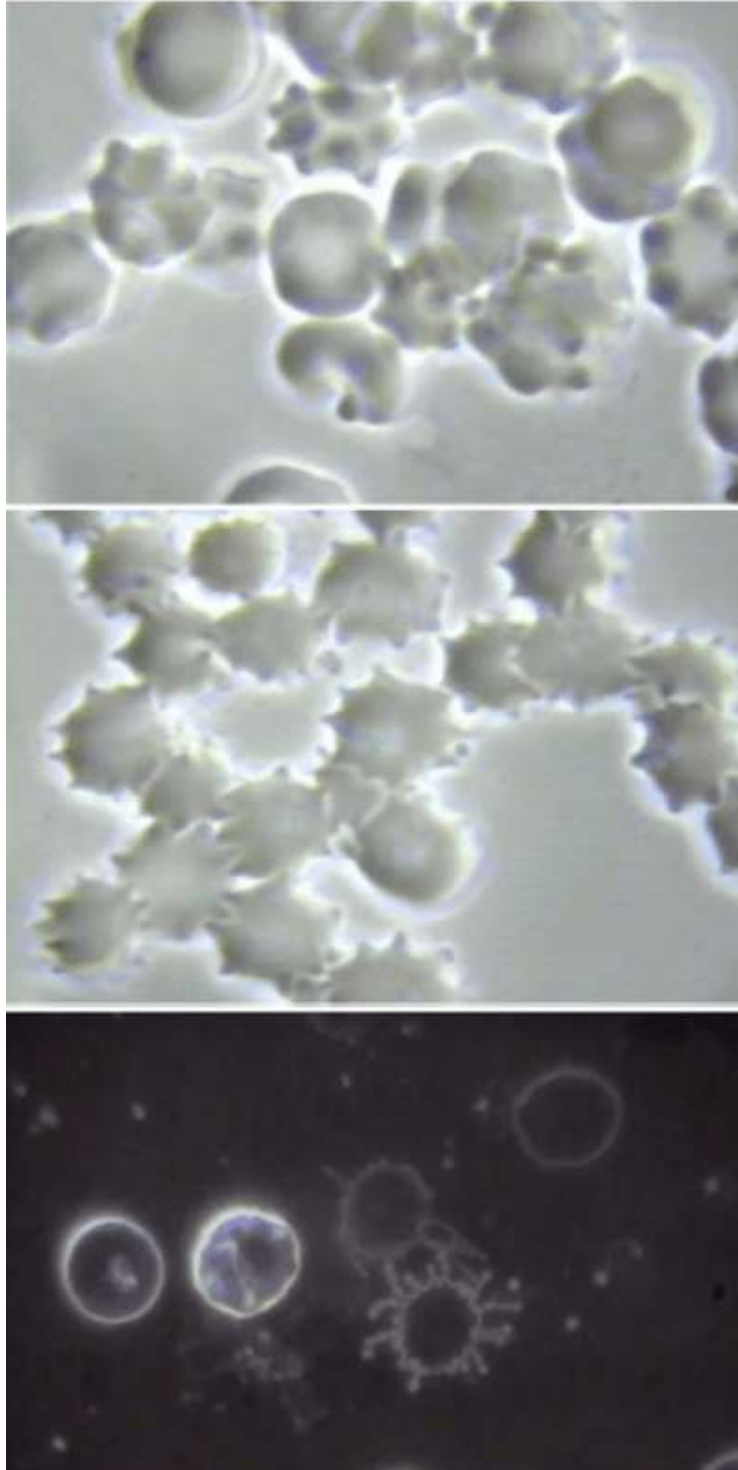
When a red blood cell has defects and starts to die, they can develop something called

Acanthocyte formation, where multiple spiky like projections of varying lengths protrude from the cell.

The graphene oxide based nanoparticles used in the covid shots is designed to penetrate the membrane of the cells in order to get the mRNA into them. This constant penetration of the cell membrane wall is likely to be what is causing these membrane deformities according to a laboratory guide to clinical hematology at the Open Education of Alberta:

*“Acanthocyte formation occurs as a result of either hereditary or acquired membrane defects. Defects that cause an imbalance between the membrane cholesterol and lipid content affect the RBC’s ability to deform resulting in more rigid plasma membrane”* <https://openeducationalberta.ca/mlsci/chapter/abnormal-rbc-morphology-acanthocyte/>

Now shown below are three photos taken from recent blood work from Dr. Robert Young. <https://www.drrobertyoung.com/post/transmission-electron-microscopy-reveals-graphene-oxide-in-cov-19-vaccines>



His conclusion is that what we are seeing in these blood cells is from the effect of EMF radiation poisoning, graphene oxide poisoning. He calls the formation of the blood cell membranes "The corona effect" and the "Spike protein effect".

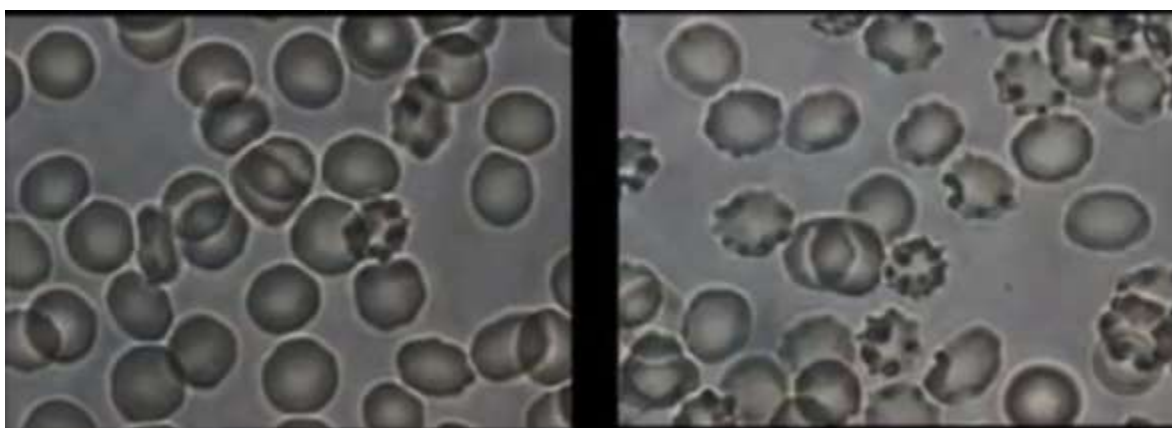
This looks identical to the behavior of the dying blood cells in the Reich Blood Test



experiment. What we are seeing here are cells that have been poisoned and are dying. We also see the formation of the spike protein in the last slide.

A striking discovery is found in the Reich Blood Test that shows how the Orgone energy devices slows down, and stops this decay of blood cells. This is showing, at a cellular level, how the Orgone energy devices protect the human body from harmful EMF.

The slide below shows the results of the Reich blood test. The sample on the left is the one that was inside the Orgone accumulator box. The rate of cell death and decay is five percent. The sample on the right is the one that was not in the Orgone accumulator box. The rate of decay is 50 percent. Clearly, the Orgone energy is doing something to help preserve the life force and health of the blood.



I have Shungite pyramid stones strategically place around my study, my bedroom, and where our Wi-Fi router is located. I have two electrical meters to monitor various types of RF, EMR, and wireless energy. Shungite is a carbon molecule that functions like a “grounding” rod of toxic wireless energy or similar to a sponge sucking up a water spill.

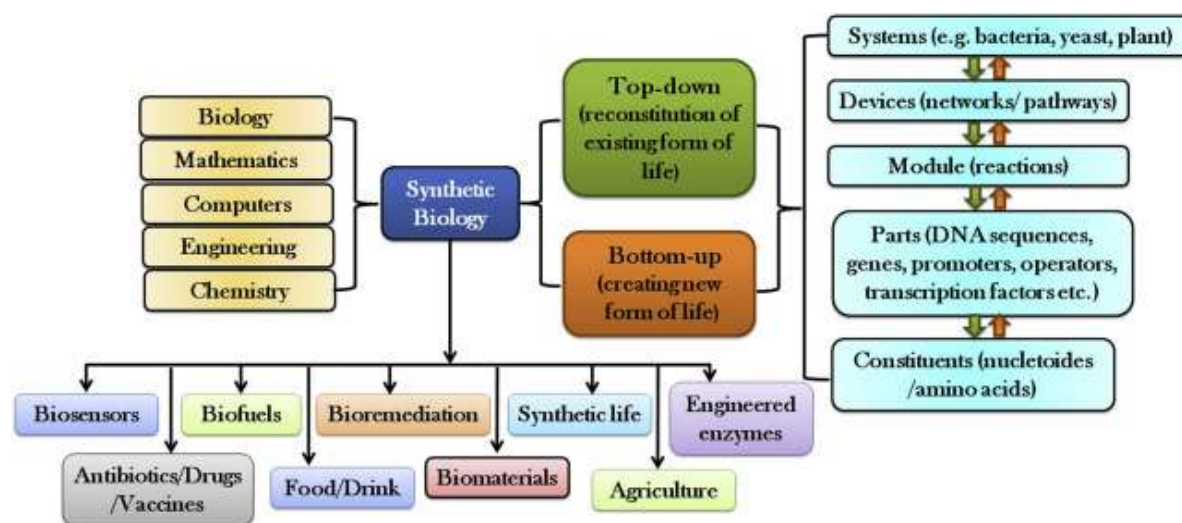
Do not treat this as of little concern just because you are not a trained scientist. That is what the government, military, pharmaceutical complex want you to do. I have spent a decade of research and studying all of this to be able to interpret it to my wife and others. I may be perceived as strange or unique in my attitude to defeat and expose the agenda of those who want to eliminate me. Once I discovered how Synthetic biology worked and fit into this larger issue of *“Silent Weapons for Quiet Wars”* I was off to the races.

To reiterate, synthetic biology is a combination of biology and different branches of engineering, such as electrical, mathematical, mechanical, and computer, providing a greater ability of understanding and manipulation of the biological systems or creation of novel life forms. As in engineering the smaller parts are assembled to form circuits, networks, machines, and complex machinery, or networks are disassembled; similar concept is applied in synthetic biology where bottom-up and top-down approaches are practiced for novel applications.

Synthetic biology intends to reconstruct novel artificial biological systems, which can maintain the integrative complexity of central dogma in a rational and translational manner for the efficient production of desired biomolecules beneficial to the society. The integration of knowledge from several foundational scientific fields leads to rational designing of the novel biological networks comprising modified or synthetic intrinsic control systems having appropriate extrinsic signaling interactions with biotic and abiotic factors. That is a mouthful for sure.

The development of novel molecular biology tools and their effectiveness in different combinations empower synthetic biology to rewire the endogenous genetic circuit or integrate the synthetic gene circuit with the endogenous circuit or completely replace the endogenous circuit with the synthetic circuit, reconstructing the autonomous cellular systems for biomedical and biotechnological applications. The building of novel genetic architectures achieves control over the dynamic gene expression regulation system and executes novel cellular functions.

By integration of the expertise from interdisciplinary fields, synthetic biology approaches are capable of addressing the unpredictable challenges associated with the intricate complexity of cellular systems. Synthetic biology has inspired researches to bioengineer biological systems to perform specific tasks in the area of therapeutics, diagnostics, and bio-manufacturing of high-value biomolecules.



At a practical level in dealing with Covid infection, I highly recommend a book by Dr. Ralph LaGuardia, M.D. The title of the book is *'Infected: Secrets from the Medical Underground' – How to Prevent and Treat Any Infection'*. Dr. LaGuardia is an old school physician and he explains how specific vitamins, nutrients and supplements will keep you free from the harm of these bioweapons. He has four decades of doing medicine in the trenches. He calls them his “Gang of Seven!”

Dr. LaGuardia’s “Gang of Seven” includes Iodine, Zinc, Quercetin, Selenium, Vitamin A, C, and D3. Before I finish this series, I will provide a protocol that keeps your God-given

immune system at an optimum level in the ability to fight off the Covid-19 bioweapon. There are a number of related vitamins and supplements that support this protocol as well. You do not need to fear Covid or any of its variants and mutants as best I can tell. This does not mean that they are not working on other bioweapons but since the powers-to-be are still pushing their “gene” therapy for Covid, you can take measure to insulate you and your family from the Covid bioweapon. In Part 3 we will pick up with the information by an attorney handling (Disabled Rights Advocates) military and veterans claims.

Blessings,

Pastor Bob, [EvanTeachr@aol.com](mailto:EvanTeachr@aol.com)  
[www.pastorbobreid.com](http://www.pastorbobreid.com)