

Pfizer Documents that the FDA tried to keep Secret confirm Graphene Oxide is in COVID Vaccines due to Manufacturing Process

Graphene Oxide is a fairly new substance not yet well understood. But what we do know is that studies have proven it can be toxic to cells and tissues in the body. And further studies have shown Graphene Oxide to have toxic effects on blood cells, inducing oxidative stress and inflammation.

This is why it's concerning to find Graphene Oxide (GO) has been in and out of the news for the past two years in relation to the COVID-19 vaccines developed by Pfizer-BioNTech and Moderna.

Several independent studies conducted by doctors and scientists have confirmed that Graphene Oxide is in fact present in these vaccines. But the manufacturers, medicine regulators and so-called Fact-Checkers have refuted these claims, most likely due to the known toxic effects it has on the body.

For instance, Reuters, which essentially supplies the news to the entire Western world without most people realizing it, stated in a fact-check article published July 23rd 2021, that it is impossible for the Covid vaccines to contain Graphene Oxide because they would be either dark brown or black in color, instead of the clear/yellowish color they are.



But what Reuter's Fact Checkers failed to mention is that when Graphene Oxide is combined with other ingredients, such as Sucrose, a listed ingredient of the Pfizer Covid-19 vaccine, it's perfectly possible to produce a clear or yellowish liquid.

But at the time of writing, Reuters did not have access to a document published in February 2023 by the U.S. Food & Drug Administration (FDA) by order of the U.S. Federal Court.

A document submitted to the FDA by Pfizer to gain Emergency Use Authorization (EUA).

A document confirming it is perfectly possible for toxic Graphene Oxide to end up in the Covid-19 vaccines due to the manufacturing process.

The Pfizer Covid-19 vaccine is an injection that contains genetic material called mRNA that invades the cells in your body and instructs them to produce the Spike (S) protein allegedly found on the surface of the SARS-CoV-2 virus.

It is a highly complex "vaccine" that involves a multi-step manufacturing process that includes the production and purification of messenger RNA (mRNA) molecules and the formulation and packaging of the vaccine.

And according to Pfizer, it is required during the manufacturing process of its Covid-19 vaccine. But we only know this thanks to a U.S. Federal Court Judge ordering the U.S. Food & Drug Administration (FDA) to publish all the documents that Pfizer submitted to gain Emergency Use Authorization.

For those who don't know, the Covid-19 injections had not completed phase 3 and 4 trials, so could not be fully approved in December 2020. Instead, they had to be authorized for emergency use only. This is why it's criminal that they extended the EUA to children, considering they are at little to no risk of suffering anything more severe than the common cold if infected with the alleged SARS-CoV-2 virus.

If the Federal Court Judge had not forced the FDA to publish the documents, they wouldn't have seen the light of day for 75 years. Because this is the length of time the FDA requested they be given to publish the documents under the Freedom of Information Act.

However, a group of scientists and medical researchers sued the FDA to force the release of hundreds of thousands of documents related to the Emergency Use Authorization of the Pfizer-BioNTech Covid-19 vaccine.

And in early January 2022, Federal Judge Mark Pittman ordered the FDA to release 55,000 pages per month, and since then, PHMPT has posted all of the documents on [its website](#) as they have been published.

Sadly, one of the most recent documents published by the FDA, saved as [125742 S1 M4 4.2.1 vr vtr 10741.pdf](#), confirms the use of Graphene Oxide in the manufacturing process of the Pfizer Covid-19 vaccine. Proving that medicine regulators the mainstream media, Fact Checkers and Pfizer have all been lying to you.

The document is a description of a study carried out by Pfizer between April 7th 2020 and 19th August 2020, with the objective being “to express and characterize the vaccine antigen encoded by BNT162b2.”

In layman’s terms, the study was conducted to determine how the vaccine works. The study found that the vaccine used mRNA to instruct your cells to produce a protein (called P2 S), which is the Spike protein of the alleged Covid-19 virus.

The millions of spike proteins then bind to a receptor called ACE2 on the surface of your cells, inducing an immune system response.

But what is most concerning about the study is the confirmation on page 7 that Graphene Oxide is required to manufacture the Pfizer Covid-19 vaccine.

Pfizer states on page 7 of the study in section 3.4 the following –

3.4. Cryo-EM of P2 S

For TwinStrep-tagged P2 S, 4 μL purified protein at 0.5 mg/mL were applied to gold Quantifoil R1.2/1.3 300 mesh grids freshly overlaid with graphene oxide. The sample was blotted using a Vitrobot Mark IV for 4 seconds with a force of -2 before being plunged into liquid ethane cooled by liquid nitrogen. 27,701 micrographs were collected from two identically prepared grids. Data were collected from each grid over a defocus range of -1.2 to -3.4 μm with a total electron dose of 50.32 and 50.12 $\text{e}^-/\text{\AA}^2$, respectively, fractionated into 40 frames over a 6-second exposure for 1.26 and 1.25 $\text{e}^-/\text{\AA}^2/\text{frame}$. On-the-fly motion

[Source – Page 7](#)

Therefore, during the manufacturing process, several factors could potentially introduce contaminants or foreign materials into the vaccine. This obviously includes the possibility of varying amounts of Graphene Oxide (GO) entering the final product.

One potential source of Graphene Oxide contamination could be the use of raw materials or reagents that contain the toxic substance or other graphene-based materials.

For example, if one of the reagents used in the manufacturing process contains Graphene Oxide as a contaminant, this could potentially introduce Graphene Oxide into the vaccine.

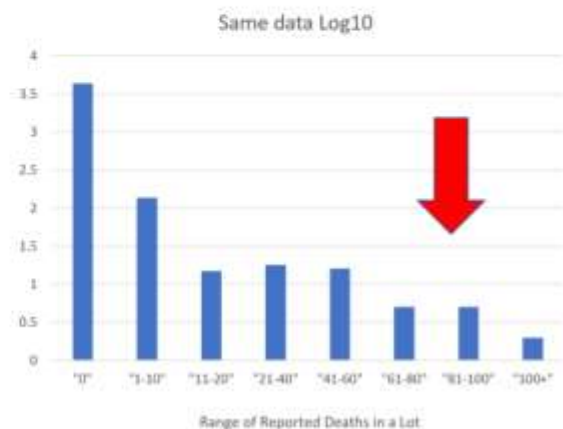
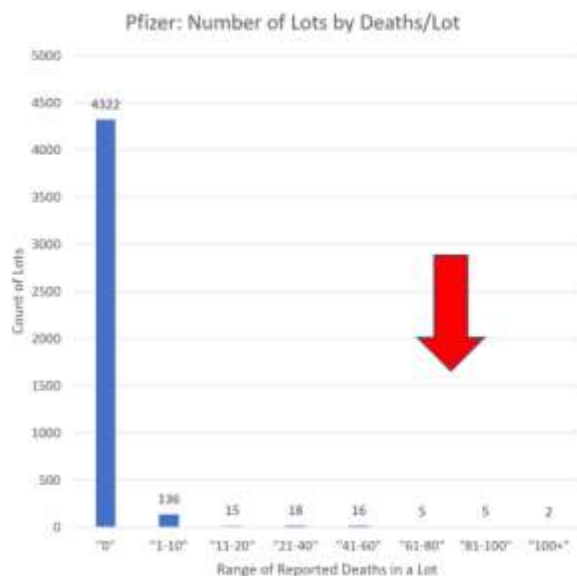
Similarly, if the equipment used in the manufacturing process is not properly cleaned or validated, this could lead to Graphene Oxide contamination of the vaccine.

Another potential source of Graphene Oxide contamination could be through the use of filters or other materials used to sterilize or purify the vaccine.

While these materials are designed to remove contaminants and foreign materials, they could potentially introduce Graphene Oxide into the vaccine if they are not properly designed or validated.

In October 2021, The Expose team published an investigation of data found in the USA's Vaccine Adverse Event Reporting System (VAERS). We found that extremely high numbers of adverse reactions and deaths have been reported against specific lot numbers of the Covid-19 vaccines several times.

Finding 1: Pfizer – Some lots associated with very high Deaths per lot



Source

At the time, as you can see from the above chart, just 4% of the batches of Pfizer Covid-19 vaccine produced were responsible for every single death reported to the CDC as being due to Pfizer Covid-19 vaccination.

Could it be that these batches of the Pfizer vaccine had a yellowish color and therefore a higher concentration of Graphene Oxide?

Because just a few months prior, [Reuters published a fact check](#) that claimed the Covid-19 vaccines do not contain Graphene Oxide, and provided the following explanation as to why –

COVID-19 VACCINES ARE TRANSPARENT

Matthew Diasio, an American Chemical Society Congressional Science & Engineering Fellow ([here](#)) took to Twitter to criticise Campra Madrid's report.

Among other arguments, Diasio said that liquids containing graphene or graphene oxide in any significant amount tend to be dark brown or black. If the shots had “even 1% graphene or graphene oxide” (the claim states it has 99.9%), the liquid would look black or at least, dark, Diasio said.

The Pfizer-BioNTech COVID-19 vaccine is a transparent or yellowish liquid (as visible [here](#) , [here](#)), as are other available COVID-19 shots in the U.S. – Moderna ([here](#)), Janssen ([here](#)) and AstraZeneca ([here](#)).

[Source](#)

But Reuters “forgot” to mention something important about sucrose and how its presence in the Pfizer vaccine could result in a transparent or slightly yellowish liquid when combined with Graphene Oxide.

Sucrose is a type of sugar that is commonly used in food and pharmaceutical products as a stabilizer and preservative. In the Pfizer-BioNTech COVID-19 vaccine, sucrose allegedly helps to maintain the stability and efficacy of the mRNA molecules in the vaccine.

When mixed with Graphene Oxide it can produce a transparent or yellowish liquid depending on the amount of Graphene Oxide present.

But it's also possible that other officially listed ingredients of the Pfizer vaccine – lipids, potassium chloride, monobasic potassium phosphate, sodium chloride, dibasic sodium phosphate dihydrate – could produce a transparent/yellowish liquid when combined with Graphene Oxide.

It all depends on the concentration of Graphene Oxide and the interactions between the different components.

This is a concerning fact considering many mainstream news sources in the UK and USA rely on Reuters for their news content.

Some of the major news sources in the UK that use Reuters content include the BBC, The Guardian, The Times, The Daily Telegraph, and The Independent.

Meanwhile in the USA, Reuters content is used by many news outlets, including CNN, ABC News, NBC News, CBS News, Fox News, The New York Times, The Washington Post, and The Wall Street Journal.

This proves that Reuters essentially have a monopoly on the mainstream news in the West, and we've just proven that they are quite happy to lie to you.

But for anyone who has chosen to get the Covid-19 vaccine, or not for that matter, the fact the mainstream media lie to you should be the least of your worries.

Because there have been several studies that have shown that Graphene Oxide (GO) can be taken up by cells and tissues in the body, and there is a major concern that it may accumulate in certain organs or tissues over time.

Here are just a few examples of such studies:

In [a study published in the journal Nature Nanotechnology in 2014](#), researchers injected mice with GO and found that it accumulated in the lungs, liver, and spleen. The study also found that the accumulation of GO caused damage to the mice's lungs and immune systems.

In another [study published in the journal ACS Nano in 2016](#), researchers exposed human lung cells to GO and found that the GO was taken up by blood cells and caused oxidative stress and inflammation.

A [review article published in the journal Nano Today in 2017](#) summarized the findings of several studies on the toxicity of GO. The article noted that GO can be taken up by cells and tissues in the body and has been shown to accumulate in the lungs, liver, spleen, and kidneys. The article also noted that the toxicity of GO appears to be dependent on several factors, including the size, shape, and surface chemistry of the Graphene Oxide.

The study published in the journal ACS Nano in 2016 is of particular concern when we look at the findings of a study conducted by **Dr. Philippe van Welbergen** of the mRNA Covid-19 vaccines in which he concluded Graphene Oxide was being transmitted from the COVID vaccinated to the unvaccinated, destroying red blood cells & causing strange blood Clots.

At [the beginning of July 2021](#), Dr. Philippe, was interviewed on a South African community channel, *Loving Life TV*. He explained that when his patients started

complaining about chronic fatigue, dizziness, memory issues, even sometimes paralysis and late onset of heavy menstruation (women in their 60s upwards), he took blood samples.

Their blood had unusual tube-like structures, some particles which lit up and many damaged cells. Few healthy cells were visible. Until three months earlier, he had never seen these formations in blood. We now know these tube-like structures are graphene.

Since then, Dr. Philippe has been [a regular guest on Loving Life TV](#): blowing the whistle on the experimental Covid injection roll-out; providing updates on the increasing damage being done to blood by the experimental Covid injections over time; and, giving updates on the Covid situation in the UK and South Africa.

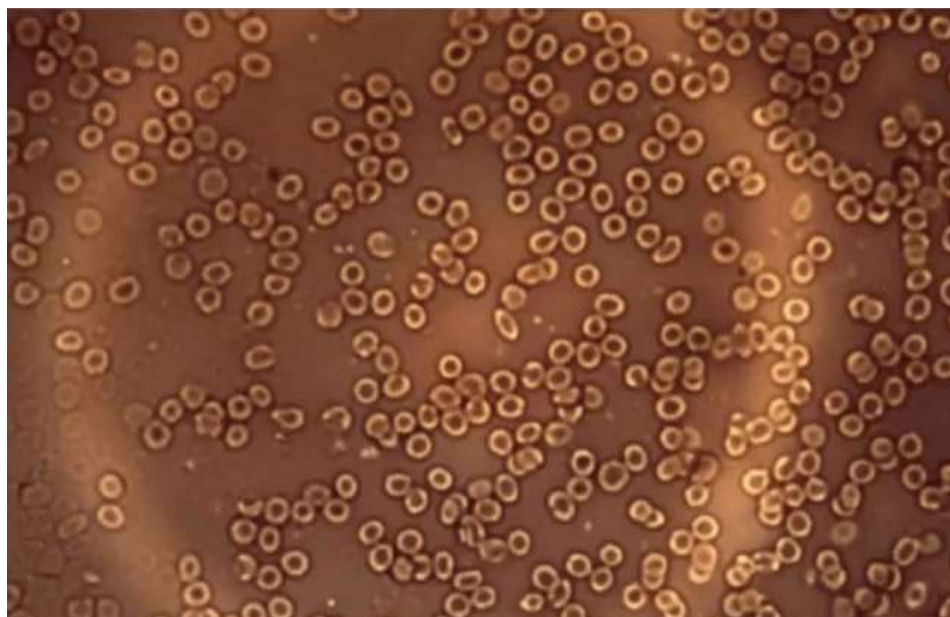
On 12 February 2022, Dr. Philippe returned again to *Loving Life TV* to release images of his latest slides of blood samples. [The live stream](#) was lengthy so *Loving Life TV* separated it into two parts.

[Part One](#) is a discussion including answers to the audience's questions.

In [Part Two](#), Dr. Philippe presents the images of his latest blood slides and explains what the images are showing. He discusses nearly 100 blood slides from both “vaccinated” and vaccine-free patients. His slides show that vaccine-free patients have been “infected with vaccine toxins through shedding.”

Below is a short clip from Part Two courtesy of [The Timeline Post](#) channel on Telegram. Dr. Philippe (Part Two), The Blood Slides, 12 February 2022

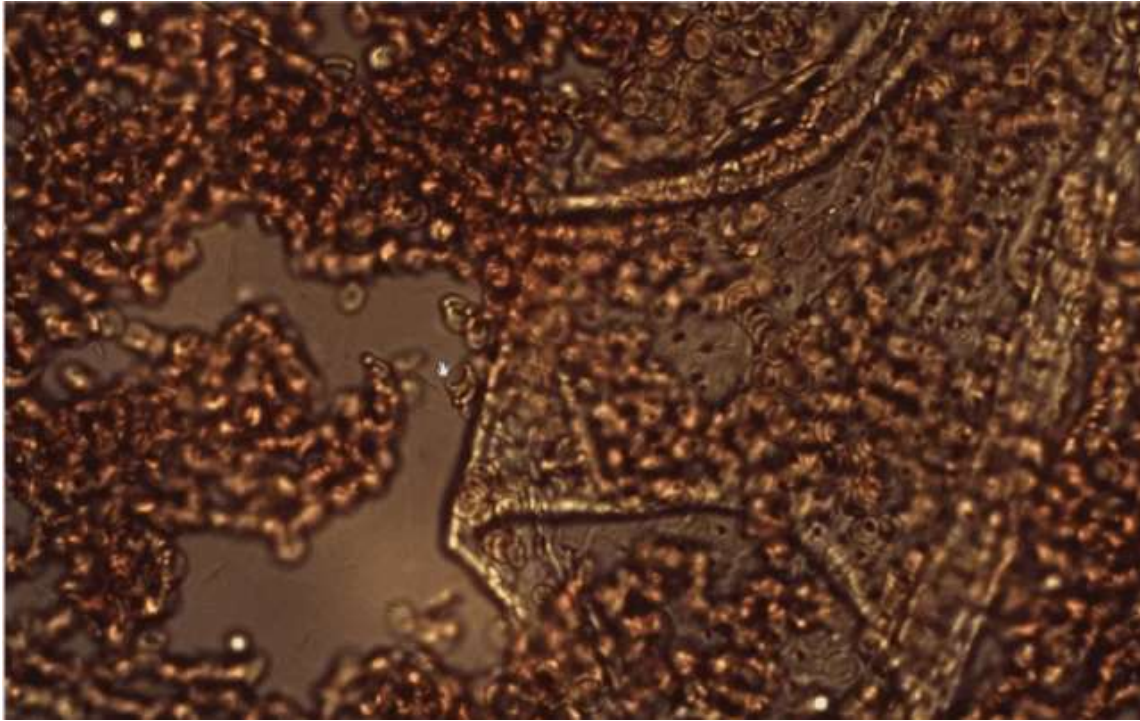
Below is an image of typical healthy red blood cells as seen with a microscope, what blood should look like. There is no coagulation or foreign objects in it.



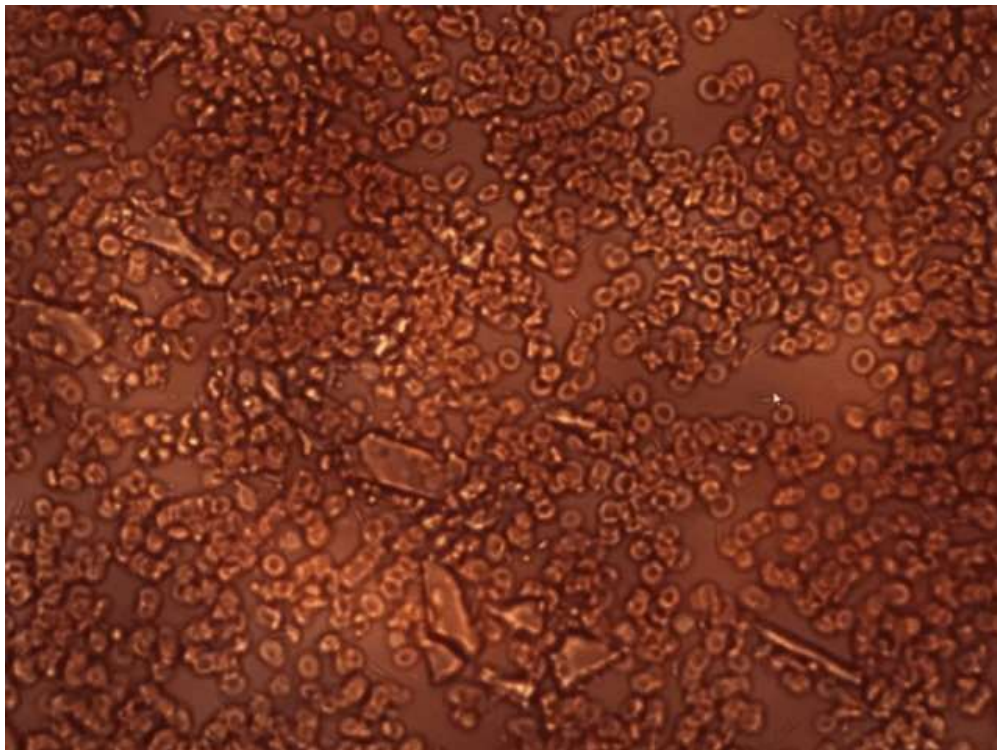
The next image is of a person who has been injected with the experimental Covid drug. The blood is coagulated; the misshapen red blood cells are clumped together. The cell encircled in the image is a healthy red blood cell, one of the few in the image, sitting alongside the graphene fibers. You can see the size of the graphene fibers in relation to the size of a red blood cell. Fibers of this size will block capillaries. You can also see the graphene fibers are hollow and contain red blood cells.



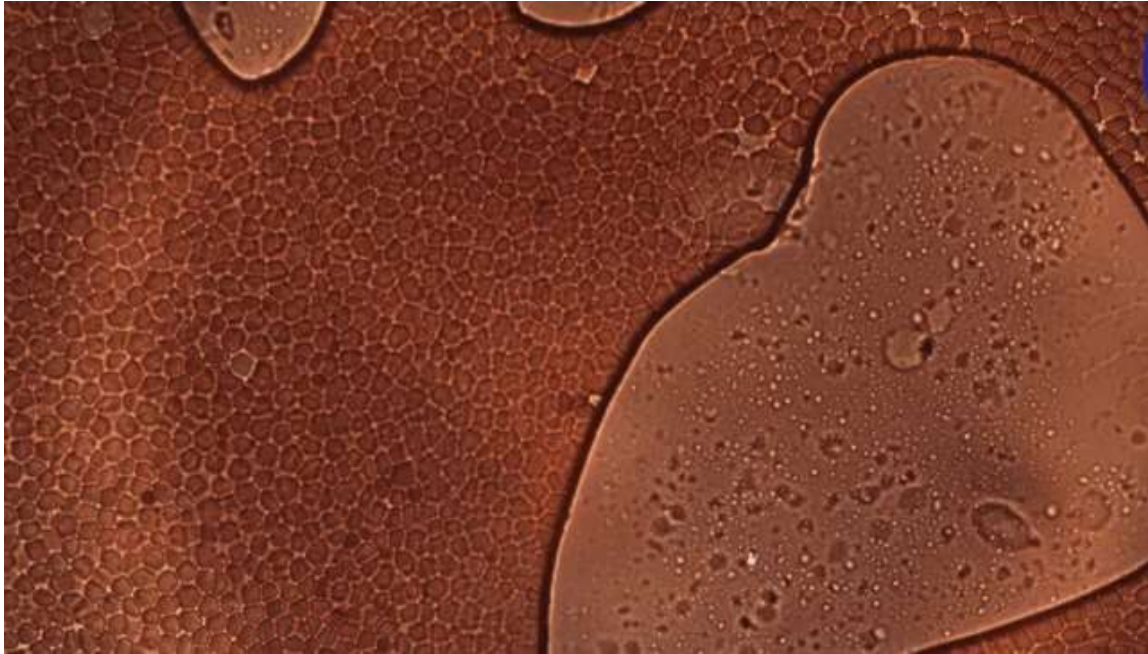
A couple of weeks before the video below were made; Dr. Philippe began noticing a magnetic or electrical polarity effect on different sides of the graphene fibers. In the image below, to the right of the fiber the cells are coagulated and on the left-hand side is what looks like a gap or roughly backwards “C” shaped spacing. Dr. Philippe says that this “behavior” was not seen before but now, all of a sudden, it is being seen in almost every sample. It is an indication that “these things have changed, their reaction with surrounding blood cells has changed ... and I don’t know what triggered it,” he said.



The image below is of a blood sample from a vaccine-free, or unvaccinated, three-year-old child. It shows pieces or “shards” of graphene that “are the result of shedding,” in other words the graphene has been transmitted from “vaccinated” parents to their unvaccinated child.

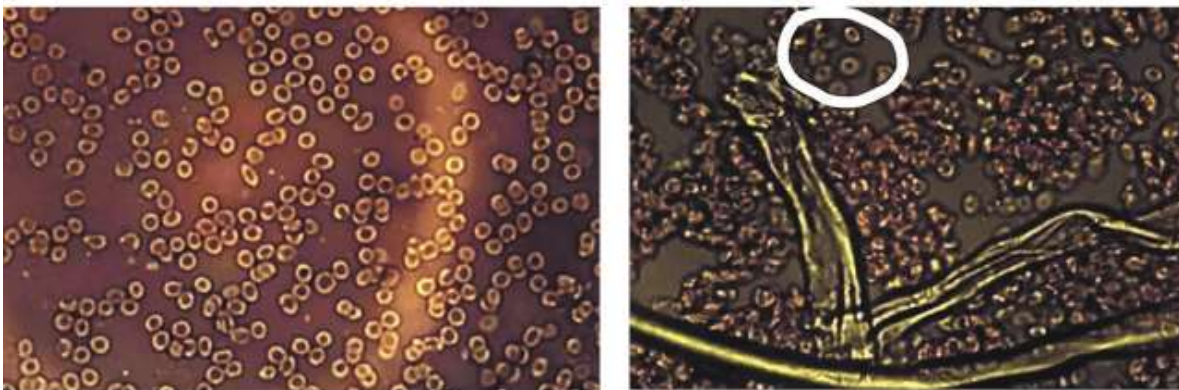


Below is the image of a blood sample from an eight-year-old unvaccinated child whose blood has been contaminated and destroyed by the transmission of graphene from those around him/her who have had a Covid injection. The child's right arm and upper right leg are basically paralyzed, the child is unable to lift his/her right arm and the thigh is not functioning properly.



Dr. Philippe's presentation is truly eye opening and horrifying – a must watch, especially for those who proclaim Covid injections are “safe” and continue to insist people should “get vaccinated”.

Because it is evidence the mRNA Covid-19 vaccines not only contain Graphene Oxide, but that the Graphene Oxide is also being transmitted from the COVID vaccinated to the unvaccinated, destroying red blood cells & causing strange blood Clots in both.



Left image: Healthy blood shows cells able to move around separately; they have good motility and will not cause thrombosis

Right image: “These strands or tubes appear to be hollow – it’s really odd. When you

really expand it, you can see some cells in it but we don't know if it's a crystalline structure or organic. The few healthy cells are circled. The rest are cracked and fractured – they're finished. That's not healthy blood. We see it again and again," Dr. van Welbergen

In conclusion, we have now proven that Graphene Oxide makes its way into the Covid-19 injections through the manufacturing process.

We have also proven that the Covid-19 vaccine manufacturers, medicine regulators, mainstream media, and so-called Fact-Checkers have continuously lied to you.

And we have, unfortunately, proven that Graphene Oxide is toxic to humans and is shed from the Covid vaccinated to the unvaccinated.

In the wake of these shocking revelations, you may now find yourself grappling with a crisis of trust.

The once-respected medical institutions and manufacturers, who have been entrusted with safeguarding public health, now stand exposed for concealing the truth about the presence of Graphene Oxide in the Covid-19 vaccines.

The full consequences of this deception are yet to be known, but it will most definitely force more individuals to question not only the safety of the vaccines, but also the very institutions they have long relied upon.

If the truth of the confidential Pfizer document published by the FDA by order of the U.S. Federal Court spreads like wildfire, millions around the globe might finally demand accountability and justice for those who have suffered the toxic effects of Graphene Oxide since the Covid-19 injections were granted Emergency Use Authorization.

Blessings,

Pastor Bob, EvanTeachr@aol.com
www.pastorbobreid.com